



Executive Headteacher: Mrs J Fraser

William Morris Primary School
William Morris Way
Tadpole Garden Village
Swindon
Wiltshire
SN25 2PP

Date: 3rd October 2025

Newsletter

Dear Families,

A huge thank you to Year 3 children & staff for a fab Macmillan Cancer Coffee morning & afternoon last week—we raised £600!

During this week, Mr Price and I have spent time popping into each class to see how the children have settled in. We have seen engaged and focused learning; children trying out new learning; routines and expectations clear and being followed and really positive relationships between adults and children. I loved seeing Nursery tasing fruit salad, Reception drawing funny bones characters, Year 1 sounding out the 'ea' sound, Y2 making landscapes, Y3 being challenged with place value, Y4 playing a x tables game, Y5 answering a comprehension about 'Secrets of a Sun King' and Y6 finding common multiples. What a great array of learning!

Today the children came together for a live assembly to celebrate Black History Month with other schools across the country. We are focusing on British inspirational figures and children will be exploring these famous figures in their classes in the next couple of weeks.

We have a couple of exciting weeks ahead with 3 school trips taking place as well as parents evening before we finish for half term—more info to follow.

Have a lovely weekend,

Mrs Fraser

B:M2025

DIG DEEPER, LOOK CLOSER, THINK BIGGER

MDSA Vacancy

We have an exciting opportunity for someone to join our fantastic lunchtime team. This is a great opportunity for someone who would like a term time job that fits in with school hours or to get some experience of working in a primary school setting.

For further details and to apply, please use this link:

<https://mynewterm.com/jobs/147093/EDV-2025-WMPS-04280>



Colouring Competition

The Estate Agents Haart is running a free colouring competition for children aged 3–12 years old. Copies of the colouring pages are in the school foyer for children who would like to take part. The winner will receive a £50 Smyths Toys voucher. Please return completed entries to the school by Monday 20th October or to the Haart office by the 30th October.

School Office Collection

Although we are keen that children participate in out of school activities, please can we remind parents that children should not be collected early at the end of the school day. It is important that children stay in class as lessons continue right up until the end of the day. Please could parents not ask the office to collect a child early, unless it is for medical appointment. Thank you.

Leadership Roles

Congratulations to all of the children who have been successful with their applications for various leadership roles. We look forward to seeing the difference you make to our school this year.



School Councillors

House and Sports
Captains



Prefects

OPAL Play Leaders



Gold Book

Well done to all of the children who were in the Gold Book — we are very proud of you and your achievements!





The William Morris school football team made a great debut in their first match against Oakhurst Primary, showing real promise and team spirit throughout. Facing a strong and well-organised opposition, the team rose to the challenge with determination and enthusiasm, giving it their all from the first whistle to the last.

Mr Price and the parents that came to watch were incredibly proud of the team's performance, praising their fantastic effort and positive attitude. Even though the final result was not quite what we had hoped for, the team showed great resilience and worked hard to secure their first goal of the season—a brilliant moment that lifted everyone's spirits. A special congratulations goes to Jack for scoring that milestone goal, and to Charlie, whose tireless energy and commitment earned him the well-deserved title of Player of the Match.

This match marks an exciting beginning for the team, and with lots of effort and teamwork, there's plenty to look forward to. Well done to everyone involved—we can't wait for the next game!



Rotary Young Photographer Competition

Children from our school have been invited to take part in the Rotary Young Photographer Competition.

Please note that qualifying ages refer to age the age of the child on 31.08.25. The theme for this year is **'Happiness in Nature'**. The completed interactive entry forms, must each include a brief sentence describing the relationship of the artwork to the theme. This sentence must be recorded on the entry form in the applicable place. Having read the information pack, parents/ carers are required to sign the permission section of the attached entry form, if the entrant is under 18 years of age.

Please also note that photographs taken of any children, young people under 18 years old or vulnerable adults must be accompanied by written permission from the parent/ carer of the child being photographed, **using the form on page 7 of the information pack..**

Please see the information pack and entry form attached to the email sent with this newsletter.





Parents and Friends of William Morris Newsletter

This week's news...

October

UPCOMING EVENTS

Oct 17th AGM
Oct 17th Bake Sale
Nov 14th Non-Uniform Day
Nov 19th Laser Light Spectacular



Brick Keyrings

Every keyring ordered raises £1



£3.25 each



Fab Bricks Keyrings

Support our PTA and take home a little keepsake! Order your own personalised Fab Bricks keyring, made from official LEGO®, engraved with a name or message of your choice. A fun way to show your support. Every keyring ordered raises £1 for our PTA. Use the link below for more information and to order.
<https://forms.gle/F4vAJ1g6DtVuf9RF6>

Early Bird Tickets on
sale now!

**19TH
NOVEMBER
LASER LIGHT
SPECTACULAR**

<https://pta.events/uqh57xe8>

Non-Uniform Day For Rainbow Tombola

On Thursday 14th November, children can come to school in their brightest, most colourful outfits to celebrate our upcoming Laser Light Spectacular!

Each year group has been given a rainbow colour and we're asking for a donation in that colour for our Rainbow Tombola.

A poster with full details will follow soon.

As always, thank you so much for your support. All proceeds from our events go straight back to the school to provide equipment and resources.



Executive Headteacher: Mrs J Fraser

William Morris Primary School
William Morris Way
Tadpole Garden Village
Swindon
Wiltshire
SN25 2PP

School Diary

October

Mon 6th Rugby Tots sessions for Nursery and Reception
Wed 8th Fraser Portrait order deadline for free delivery
Thurs 9th New YR tour Sept 26
Fri 10th 9:30 New Nursery tour
Fri 10th 2pm Class Reps
Mon 13th Rugby Tots sessions for Y1 and Y2
Tue 14th Y3 trip to Oxenwoord
Wed 15th Y1 trip to Westonbirt
Wed 15th YR & Y6 NCMP height & weight screening
Thurs 16th New YR tour Sept 26
Thurs 16th 10:00 New Nursery tour
Thurs 16th Lighthouse Drop in sessions (booking required)
Fri 17th Y4 trip to Corinium Museum
Fri 17th Open House & PTA cake sale
Fri 17th 7:00pm PTA AGM
Mon 20th Parents evening 2:00pm – 8:00pm
Tues 21st Y5 Parents evening
Weds 22nd Last day of term
Thurs 23th Half term holiday
Fri 31st Y6 Secondary school application deadline

November

Mon 3rd TD Day – School closed for children
Fri 7th 9:45 New YR Tour Sept 26
Thurs 13th 9:00 New YR Tour Sept 26
Fri 14th PTA Non-uniform day
Weds 19th PTA Laser Light Spectacular
Weds 19th ASC closes at 5:00
Thurs 27th 9:00 New YR Tour Sept 26

December

Weds 3rd Jack and the Beanstalk Pantomime performance for children at school
Thurs 4th Lighthouse Drop in sessions (booking required)
Fri 19th Last day of term

INSET TD DAYS—school closed to children:

- 3rd November 2025
- Mon 5th January 2026
- 23rd Feb 2026
- Fri 3rd July 2026

New dates

Nursery - Poppy and Daisy Classes

What have we been learning in Nursery?



Poppy and Daisy classes have had a super busy fortnight, we have been learning about Autumn and the changes of the season, we talked about leaves changing colour and the weather getting colder. We read the story 'Owl Babies' and talked about our families and where different people and animals live.

In Maths we have been talking about how old we are and how old we will be on our birthdays, some children have turned 4 in the last couple of weeks and we enjoyed singing Happy Birthday to them.

This week we have been reading the book 'Kitchen Disco' it has been great fun! The children held and described a range of fruit and then tasted some of the different fruits in the story. Ask the children which was their favourite and how did the lemon taste?

We are working on setting up ILD accounts for the children but are having some technical difficulties, we will send home logins as soon as we can.

A couple of reminders:

- Please make sure your child brings in a piece of fruit for snack if they stay all day, school provides one snack per day per child and we have two snack times.
- Library books are changed each Thursday – please send in your child's bookbag every day to make it easier for them to bring home their drawings.

Thanks

The Nursery Team

Outdoor fun



Nursery - Poppy and Daisy Classes



Nursery - Poppy and Daisy Classes



Reception - Sunflower and Bellflower Classes

What have we been learning in Reception?



The children have continued to settle well into Reception. We have had lots of fun exploring the school.

Our focus story this week was *Funnybones* and the children have started learning a *Talk for Writing* version of the story. They have been doing an amazing job! This approach helps them engage with stories by learning through play, actions, and retelling.

Story Retelling with Actions: The children have been learning the story with actions, which not only helps them remember the key parts but also adds a fun, physical element to the learning process.

Creating Their Own Story Maps: After getting familiar with *Funnybones*, the children have begun creating their very own story maps! This has helped them visualise the narrative.

In **Maths** we have introduced the children to Five Frames. The children have used these to play different games and subitise different amounts.

How You Can Support at Home:

- **Ask your child to retell the *Funnybones* story** using their actions. This is a fun way to see what they've learned and to encourage them to share their new skills.
- **Read *Funnybones* together:** If you have the book at home, reading it together will reinforce the learning that your child has been doing at school.
- **Name writing:** Support your child to practise writing their name
- **Phonics home learning:** revise the sounds that have been taught at school.
- **Getting dressed:** practise dressing and undressing to support the children in being independent in PE.

Thank you so much for your continued support
Reception Team:)




Reception—Sunflower and Bellflower Classes



Year 1 - Lily and Tulip Classes

What have we been learning in Year 1?



What an amazing few weeks we have had in Year 1—we have been continuing with our Enchanted Woodland learning... and what fun it has been!

Last week we had some special visitors from the woodland! We had a lovely picnic with a woodland animal and our friends. We created a very yummy mini jam sandwich to share with the woodland creatures. We practised lots of our creative skills. The children spread the jam on the bread, folded the bread in half and then made mini sandwiches using different shaped cutters. We must say they were absolutely delicious and the woodland creatures and children thoroughly enjoyed themselves!

This week we have been practising our artistic skills. All the children drew their own woodland creature and then painted their animal using watercolour paints. These paintings were absolutely beautiful and the children did a wonderful job.

In English, the children have continued to learn about the story of Little Red Riding Hood. They have been retelling the story with friends, creating beautiful story maps and role playing with different story props. We have also been learning about adjectives and how we can use these to describe the characters in our stories. We have even had a go at innovating our own good and bad character ready to create our very own stories!

In Maths we have continued to learn about our numbers 0-10. We have enjoyed lots of hands-on learning experiences to develop our understanding. The children especially loved counting down from 10-0 and then pretending to be a rocket and blasting off into space!

We are so proud of the children for their hard work over these past two weeks. Well done Tulip and Lily Class!

We are really looking forward to our Trip to Westonbirt on Wednesday 15th October! A letter with all of the information you will need, in regard to the trip, will be sent to you via email soon.

Have a lovely and restful weekend,

The Year 1 Team :)

Year 1 - Lily and Tulip Classes



Year 1 - Lily and Tulip Classes



Painting woodland animals



Year 2 - Clover and Willow Classes

What have we been learning in Year 2?



We are excited to share what we've been up to in Year 2 over the past couple of weeks!

Science

In Science, we have started learning about materials and their properties. We carried out our very first experiment to test which type of bag is the most waterproof. We placed a teddy inside different bags and observed carefully to see if it stayed dry or if it got wet. It was so much fun being real scientists, making predictions, testing ideas, and recording our results.

English

In English, we have been working super hard on writing our own innovated instructions. We have thought carefully about what makes instructions clear and easy to follow, using time connectives and imperative verbs to help. To make our writing even more exciting, we added creative adjectives and have also started using expanded noun phrases. We are very proud of how imaginative our writing has become!

Maths

In Maths, we have been exploring multiples of ten. We took our learning outside and created our own number lines on the playground to identify and place multiples of ten. This helped us see number patterns clearly and gave us more confidence in recognising and working with sequences of numbers.

Topic

In Topic, we have been investigating the properties of clay and discovering how it can be shaped, stretched, and moulded. We also created our very own food landscapes inspired by the artist Carl Warner. This was a wonderful opportunity to use our creativity and explore how everyday items can be transformed into imaginative artwork.

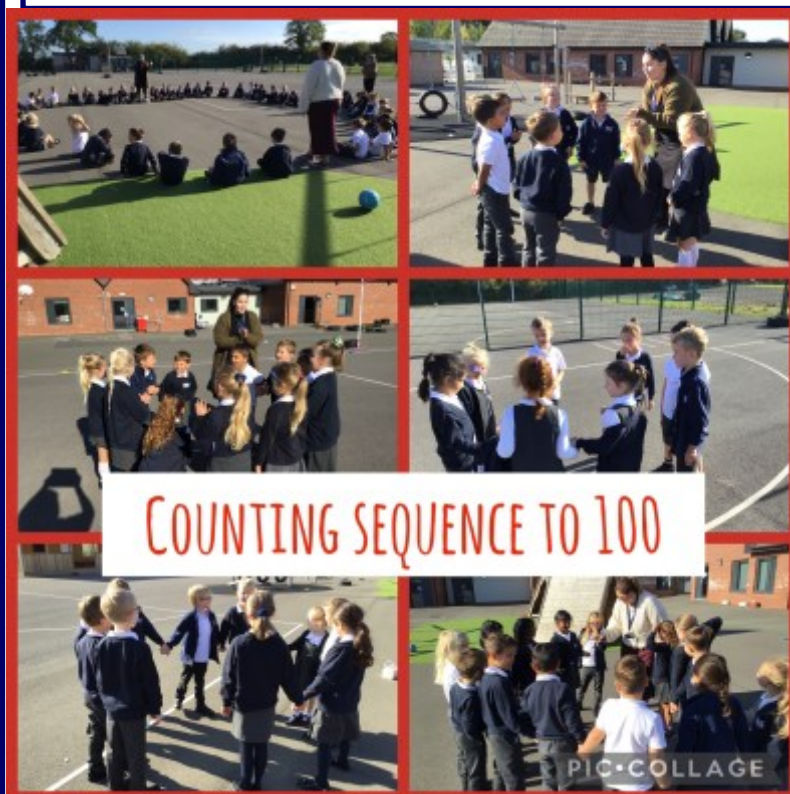
PE

In PE, we have been developing both our physical skills and our ability to work as a team. Through team-building games and challenges, we have been learning how to communicate effectively, share ideas, and take on different roles, including leadership. These sessions have helped us build confidence, resilience, and a strong sense of teamwork.

We hope you have a lovely weekend and thank you for your continued support,

The Year 2 Team

Year 2 - Clover and Willow Classes



Year 2 - Clover and Willow Classes



Year 3 - Honeysuckle and Rose Classes

What have we been learning in Year 3?



Dear Parents and Carers,

It's been a busy and exciting few weeks in Year 3! In Maths, we've been exploring multiples of 10 and learning how to write and solve equations. The children have enjoyed spotting patterns and applying their skills to different problems, using base 10 resources to help them.

In English, we've focused on writing clear and effective instructions. The children have been using imperative verbs and time connectives to guide readers through various tasks — from washing a woolly mammoth to making a fire!

In Science, our topic is nutrition, and we've been investigating different food groups and the importance of a balanced diet. The children have enjoyed hands-on activities and thoughtful discussions about healthy eating.

In PE, we've been practising yoga, working in groups to build balance, strength, and teamwork. It's been wonderful to see such great cooperation and focus.

Last but not least, we had an amazing time hosting our Macmillan Coffee morning. The children worked so hard preparing brownies, making decorations and designing invitations. The event was a real success! We were blown away by your generosity and support. We are pleased to announce that we raised over £600 for the wonderful cause. Thank you so much to everyone who came.

Thank you for your continued support.


The Year 3 Team



Year 3 - Honeysuckle and Rose Classes



MacMillan coffee day!



26th September



PIC•COLLAGE

Year 4 - Apple and Blackberry Classes

What have we been learning in Year 4?



Wow, what a fantastic couple of weeks we have had in Year 4!

In English, we have been looking at warning tales, identifying the features such as a warning, setting description and problem that the main character learns from. After learning our model text, we have been creating variations of comic strips and story maps by drawing illustrations and describing what has been happening to demonstrate each key part within the story.

Within this part of the term, we have been reviewing column subtraction in maths along with learning new mathematical vocabulary. The children have been focussing on the step-by-step instructions to help us successfully reach our learning goal. Whether this includes when regrouping is involved or referring to different methods such as the part whole model. Additionally, the children have been reviewing the greater than, less than, and equals to symbols and applying it into the multiple subtraction equations.

In our Topic lessons, the children have enjoyed taking part in a range of creative and engaging activities linked to our Roman theme. As part of their learning, they created informative posters to show what life was like for a Roman child. This project concluded a two-part lesson focused on both research and design, allowing pupils to combine historical understanding with creativity. The children have also explored the fascinating world of Roman mosaics. After learning interesting facts and studying real examples, they designed and made their own mosaic artwork, carefully adding intricate details using small square 'tiles'. It has been wonderful to see the attention to detail, imagination, and enthusiasm that the children have shown throughout this topic!

For the past few weeks, the children have been learning all about Buddhism and how it began in RE. We learned that Siddhartha was once a prince who lived a very comfortable life in a palace, but after seeing people who were old, sick, and poor, he wanted to understand why people suffer. He gave up his riches and set out on a journey to find peace and truth. After many years of searching and deep meditation under the Bodhi tree, he reached enlightenment which is a state of deep understanding and calm. It's been wonderful to see the children make thoughtful connections between Buddhist values and our own school values such as respect, empathy, and care for others.

Have a wonderful weekend,

The Year 4 team



Year 4 - Apple and Blackberry Classes



Year 4 - Apple and Blackberry Classes



Year 5 - Thistle and Acorn Classes



Clay Pots!

This week, Year 5 students have been constructing clay canopic jars based on their designs from last week's Art lesson. They demonstrated careful attention to detail, using sculpting tools to replicate hieroglyphics and incorporate coded messages into their work.

Each jar was created to represent a specific body part, reflecting the practices of ancient Egyptian burial traditions. The finished pieces showcase a strong understanding of both artistic technique and historical context.



Year 5 Thistle and Acorn Classes

English – Following a set of instructions!

To launch our new text type this term, we followed a detailed set of instructions to build our own windmills. The process challenged our patience and perseverance, as we carefully re-read each step to ensure accuracy. Despite a few tricky moments, we successfully completed our windmills—an excellent introduction to instructional writing!



Science:

Year 5 explored the concept of air resistance—a force that slows objects as they move through the air. To bring this idea to life, the children carried out exciting experiments using materials such as paper, card, plastic bags, kitchen roll, and string. Each item was paired with stationery weights and timed using an iPad to measure how long it took to fall. Through their investigations, they discovered that objects with a larger surface area or lighter material tend to fall more slowly due to increased air resistance. It was a fantastic opportunity to combine scientific thinking with real-world testing.




Year 5 Thistle and Acorn Classes



Reminders for This Term

PE Days: Please ensure children come to school in the correct PE kit on Wednesdays (outdoor) and Fridays (indoor). Appropriate footwear and clothing help them participate safely and comfortably.

Toys in School: We've noticed an increase in children bringing small glass or plastic animal toys into school. While we understand these are treasured items, we kindly ask that they remain at home. These toys can pose a choking hazard for younger children and have also led to issues around trading and sharing.



Year 6 - Meadow and Brook Classes

What have we been learning in Year 6?



It has been a busy and exciting couple of weeks in Year 6, full of learning, creativity, and exploration!

We have now completed our unit on non-chronological reports and begun our brand-new English topic: *flashback narratives*. To launch the unit, we read *Abuelita's Gift* and used drama to help us familiarise ourselves with the story, bringing the characters and scenes to life. We also explored the senses and worked on describing the vibrant *Día de los Muertos* (Day of the Dead) setting using similes and personification.

In Maths, we have been developing our understanding of *multiplying decimals* and finding *common multiples*. The children have shown great perseverance and problem-solving skills, applying their knowledge to challenging problems.

Science has been hands-on and a lot of fun! Firstly, we explored different parts of the human heart and sketched our own labelled diagrams. We then learned about the function of blood through an engaging experiment where we made our own "blood." Raisins represented the platelets, marshmallows stood in for the red blood cells, and other items helped us visualise the different parts of this vital system.

In gymnastics, Year 6 pupils have been working hard to create their own routines. They combined balances, rolls, and transitions to choreograph sequences that demonstrated control, strength, and teamwork.

As part of Black History Month, we linked our Guided Reading to significant moments in history. We studied Sam Cooke's powerful song "*A Change Gonna Come*" and explored its meaning and impact during the civil rights movement. We also read a biography of Rosa Parks, before answering comprehension questions about her life.

We hope you have a wonderful weekend and look forward to the rest of Term 1!

The Year 6 Team

Year 6 - Meadow and Brook Classes





Executive Headteacher: Mrs J Fraser

William Morris Primary School
William Morris Way
Tadpole Garden Village
Swindon
Wiltshire
SN25 2PP

Year 6 - Meadow and Brook Classes





YouTube is a video sharing site/application that enables you to upload, view, rate, share and comment on a wide variety of videos. Consisting of a huge resource of information, advice and entertainment, YouTube now has 1.9 billion logged-in monthly users who watch a billion hours of video daily. Most of the content on Google-owned YouTube is uploaded by individuals, but organisations and media companies also offer some of their content via this platform.



AGE RESTRICTION
13+



What parents need to know about YouTube

SPENDING A PREMIUM

YouTube Premium (formerly YouTube Red) is a new paid streaming subscription service in the UK, offering a three-month free trial to tempt viewers into a £12-per-month plan. This includes the ability to download videos, stream videos with the app in the background, gives exclusive access to original content and a separate music streaming service and gaming app.

DANGEROUS 'CHALLENGE' & VIRAL VIDEOS

On YouTube, 'challenge videos' are shared quickly and can be very dangerous. One person may post a video of themselves doing something unusual like eating a hot chilli or jumping in a river and before you know it, the video goes viral and everyone wants to join in and share their videos. The speed in which challenge videos spread across the Internet makes it difficult to keep up with the latest ones.

SHARING VIDEOS

As well as watching videos, many children are keen to share their own videos online, emulating their YouTube heroes, such as Stampy or DanTDM. However, if they post something on YouTube, they may later regret it or feel embarrassed about what they have shared. There is also a risk that they will receive hurtful or negative comments regarding not only their content, but also their appearance. YouTube's comment section is infamous for being one of the most opinionated on the Internet.

IN-APP MESSAGING

When your child is logged into their Google account and browsing the YouTube website, they can share and talk about videos with their friends using the chat bubble. This can be found at the top right of the desktop site or through in-app messaging on their mobile or tablet. When they tap on the 'Friends' icon, they have a list of suggested people from their contacts - which can be any contact they've had on Google or somebody who has sent them an invite link.

AGE-INAPPROPRIATE VIDEOS

As YouTube is the biggest video sharing website in the world, there is content available for all ages, meaning that some content will not be appropriate for your child. If you think that content is unsuitable, there is a flagging feature to submit it for review by YouTube staff, but you will need to be aware that just because video is not appropriate for a younger audience, it may not violate YouTube's policies. YouTube has mechanisms in place to automatically remove explicit and harmful content, yet offensive content may still slip through.



**National
Online
Safety**



Top Tips for Parents

TURN ON 'RESTRICTED' MODE

'Restricted Mode' is an optional setting you can use to help screen out potentially mature content - you may prefer your child not to see. Restricted Mode works on the browser or device level, so must be turned on for each browser or device your child uses. To do this, follow these steps:

Desktop:

- Go to the bottom of any YouTube page and switch 'Restricted Mode' to 'ON'.
- To make it more difficult for this to be turned off, you will be given the option to lock restricted mode onto your browser.

Mobile:

- Tap the three vertical dots at the top-right on the screen and press, 'Settings'.
- Click on 'Restricted mode filtering'.
- Press 'Restrict'.

Please note that you can't 'lock' restricted mode on a phone in the same way that you can on a desktop. You will need to turn this on each time your child uses it.

CREATE A FAMILY GOOGLE ACCOUNT

By having a shared family Google account, checking the history will enable you to see exactly what your child is watching and sharing on YouTube. To see the history on a computer, on the right hand menu under the library section, click 'History'. On mobiles, the viewing history can be found by clicking on the 'Library' tab.

BLOCKING ACCOUNTS

When using YouTube, there may be instances where your child receives negative comments. If somebody's giving your child a difficult time, here's how to block them and prevent future comments and replies:

- Go to their channel/account by clicking on their name.
- Click on 'About'.
- Tap the dropdown box with an image of a flag on it.
- Press 'Block user'.
- Tap 'Submit'.

MONITOR WHAT YOUR CHILD IS WATCHING/POSTING

The only way to truly know what your child may have been watching is to regularly monitor them. You can do this by checking their viewing history. YouTube videos can also be easily downloaded, so it is important that your child understands the associated dangers of content they are uploading and that it could harm their online reputation in the future. Show them how to set their videos to private or choose a small network of YouTube friends to share with. To get started, your child can use YouTube Studio which offers learning modules on creating a YouTube channel, however, you should encourage them not to use their real name.

'NEW FEATURES'

DIGITAL WELLBEING

YouTube has launched a tool called 'Time Watched' that allows you to see how long has been spent on the platform. Once you have discovered how much time has been spent on the app, there is the option to set a time limit. Once the limit is reached, a reminder will pop up on the screen. You can also disable sounds and vibrations to help resist the urge to check for notifications.

OPT FOR A FAMILY PREMIUM PLAN

A YouTube family Premium plan may be a cost-effective option if you have more than one child. For £17.99 a month, it allows you to share a YouTube paid membership with up to five other family members - aged 13 and older - living in the same household. As the account holder, or family manager, you must create a Google family account.

MANAGING IN-APP MESSAGES

If your child is accessing YouTube via your account, bear in mind that they may be contacted by Google contacts who are complete strangers to them. You can remove someone from the suggested contacts list by pressing and holding the person's name and tapping on the red 'x'.

POPULAR YOUTUBE GAMERS

There are hundreds of YouTube accounts which show other people playing and commenting on games. These are called 'Let's Play' videos. While YouTube can be a great resource for hints, tips and news for games, it is a good idea for parents to keep a close eye on what YouTube's are posting. Often, the games they are playing will contain strong language and violence. A few examples of popular YouTube gamers for you to have a look at are:

- Stampy
- Yogcast Lewis & Simon
- PewDiePie
- EthanGamer
- Markiplier

- PopularMMOs
- CaptainsParkle
- Jacksepticeye
- LtCorbis
- Dan TDM

!#{?!

SOURCES: <https://www.thesun.co.uk/tech/6702517/youtube-porn-videos-roblox-sex-games-watch-online/>, <https://www.youtube.com/watch?v=4rfgtP96M>, <https://www.youtube.com/watch?v=12xuy7hc-hc>, <http://www.dailymail.co.uk/news/article-5126833/terrifying-truth-child-watches-youtube.html>, <https://www.todayparent.com/family/crazy-youtube-challenges-kids-are-doing/>, <https://www.youtube.com/watch?v=4yeko1b0l8g>, <https://www.bbc.com/news/technology-5126833/terrifying-truth-child-watches-youtube>, <http://familytech.com/so-your-kid-wants-to-start-their-own-youtube-channel/>, <https://www.hq.com/articles/block-someone-youtube>, <https://www.youtube.com/brand/about/brand-resources/#logos-kids-colors>, <https://www.common Sense Media.org/blog/popular-youtube-gamers-kids-cant-get-enough-of-stampy>