



Executive Headteacher: Mrs J Fraser

William Morris Primary School
William Morris Way
Tadpole Garden Village
Swindon
Wiltshire
SN25 2PP

Date: 10th March 2023

Newsletter

Dear Parents and Carers,

We are overwhelmed by the generosity of our families at William Morris. We would like to say a big thank you to those who bought a book from our Amazon wish list, or donated from home. They will have a huge impact on the children's reading skills and help to develop their love of reading.

We have had a lovely couple of weeks, with some great learning taking place. We often see huge progress in the Spring term and

the children are really impressing us with their efforts and achievements. I commented at Gold Book assembly today about the variety of certificates—from amazing writing, perseverance in maths, fabulous reading, great efforts in PE, to kindness and helping others.

Teacher Strikes

Next week, teacher strikes will be taking place on **Wednesday 15th and Thursday 16th March**. Currently on Wednesday **both Year 2 classes** and **Honeysuckle** classes will be closed. On Thursday **Clover** and **Honeysuckle** classes will be closed. We expect all other classes to attend on this day. Thank you for your support and understanding.

Have a lovely weekend.

Mrs Fraser

Headteacher



PTA News

PTA Coronation Artwork Forms

Please ensure artwork forms are returned to school no later than the **24th March** if you wish to order tea towels or mugs to mark the King's Coronation (see PTA news page below).

Coffee Morning Postponed

Please note that the Easter cake and tea/coffee sale originally planned for the 17th March has now been postponed.

Easter Raffle

Raffle tickets will be given to children next week. Please return any tickets that you do not wish to buy so that they can be sold by the PTA.

Safeguarding

We are including useful safeguarding guides from National Online Safety in our newsletters. Please read the guide about discussing about iPads on the page below.



Kiss and Drop

Thank you to all of the parents who use the kiss and drop system to ensure a steady flow of cars through the carpark each morning. Please remember not to park in the kiss and drop layby. This lane is only to be used by parents who are handing over their children to a member of staff and therefore do not need to turn off their engine.

Also, to ensure the safety of other drivers, please drive to the end of the row before exiting the lane.

St Andrew's Church Community Lunch

All welcome to go along — a free meal is provided.

Lent Community Lunch

Each SATURDAY from
25th Feb to 1st April
12 – 1.30pm

Enjoy a free meal
(or donate if you wish)

Everyone welcome!



 St Andrew's Church
Tadpole Lane (between Blunsdon Abbey Park
and Lyall Close), SN25 2DW
www.nschurch.org.uk

Gold Book



Well done to all of the children who were in the Gold Book this week — we are very proud of you and your achievements!





Parents and Friends of William Morris Newsletter

March 2023

This week's news...

Children should have all brought home a form from xmas4schools to design their own coronation mug and/or tea towel. If you haven't received one please ask at the office. Encourage your child to design their own image for the King's coronation. It would be good for them to include the Coronation date (6th May 2023) as well as words such as "King Charles III Coronation" or "The King's Coronation" Have fun designing your very own souvenir!



Easter Raffle!

Each child will come home with a book of raffle tickets, please ask the office if you would like any more. There are lots of amazing prizes to be won from local businesses



Parents and Friends of William Morris would like to thank each and every one of you for your kind donations!

Thanks For
Your Support

Upcoming PTA Events



- March 17th - Mother's Day
- March 24th - Sponsored scoot for Gambia/PTA
- March 31st - Easter egg hunt
- March 31st - Easter design competition (winners announced)
- April 26th - Glamorose Cake van
- May 4th - Coronation coffee morning and pre-loved uniform sale
- May 5th - Royal dress-up day
- May TBC - Carboot sale
- June 11th - Summer Fayre/market



Please feel free to contact the PTA via our email: pta.at.williammorris@gmail.com if you would like any preloved uniform any time! Thank you

As always, thank you so much for your support. All proceeds from our events go straight back to the school to provide equipment and resources.



Executive Headteacher: Mrs J Fraser

William Morris Primary School
William Morris Way
Tadpole Garden Village
Swindon
Wiltshire
SN25 2PP

March

15th/ 16th Teachers' strike (to be confirmed)

16th 6pm Governors meeting

20th Y2 Living Rainforest trip

17th—**POSTPONED**: PTA Easter cake and tea/
coffee sale

17th—PTA Mother's Day

20th March—Nursery tour for prospective parents

21st March Parents Evening—more info tbc

22nd YR Make a Noise Festival

23rd-Nursery tour for prospective parents

24th—PTA sponsored scoot for Gambia

27th March—Nursery tour for prospective parents

31st—PTA Easter egg hunt and Easter design competition

31st 2pm Open House & Fab Finish—Y2 & Y3

31st Break up

April

17th Children return to school

24th Y3 cycling proficiency

1st May Bank holiday

TD INSET Days 2022-23

We have 6 school closure days for staff development each year.

- Thursday 1st September 2022
- Friday 2nd September 2022
- Wednesday 19th October 2022
- Tuesday 3rd January 2023
- Wed 4th January 2023
- **3rd July 2023**

[New dates in red]

Nursery—Poppy and Daisy Classes

What have we been learning in Nursery?

Over the last two weeks we have focused on two books: Oliver's Vegetables and Jasper's Beanstalk. When looking at Oliver's Vegetables we looked at the different things that could be grown on a farm or in a garden. The children also had opportunity to try some carrot, cabbage and beetroot as these are some of the vegetables that Oliver tries in the story! Additionally, we used the various vegetables from the story to help with our art, cutting them into different shapes and stamping them.

This week we have been looking at Jasper's Beanstalk and the journey of a plant. Throughout the week we have been trying to build our own beanstalks out of different materials as well as using cubes to measure the different stages of Jasper's beanstalk. Children have also had the opportunity to plant some flower seeds and learned about the need for soil, water and light.

We are currently looking to expand our role play areas in our rooms and as a result would love it if you could have a little look at home for any old scarves, hats, handbags, sunglasses etc.

Despite the recent wet weather, we do still try to get outside as much as possible but appropriate equipment makes this a lot easier. If possible please send in an all in one or water-proof trousers in addition to their normal coat so we can put these on in those wetter conditions.

Thank you for your continued support.

Have an awesome weekend and we will see you ready to go again on Monday!

The Nursery Team

Reminders -

Please label any and all items of clothing that children bring to school, we have a pile of lost property that is slowly growing due to unlabelled items.



Nursery—Poppy and Daisy Classes

What have we been learning in Nursery?



Making Jasper the cat



PIC•COLLAGE



Trying beetroot and cabbage



PIC•COLLAGE



Fun in Daisy class



PIC•COLLAGE



Happy Holi activities



PIC•COLLAGE

Nursery—Poppy and Daisy Classes

What have we been learning in Nursery?



Reception - Sunflower and Bellflower Classes

What have we been learning in Reception?

This term is going so quickly! The children are loving our new **Talk for Writing** Text, 'Whatever Next' by Jill Murphy. This week they have been learning the story text, writing packing lists and thinking about what they would take to space. Next week we will be writing story maps before we begin to innovate our own versions of the story.

In **Maths** we have been learning about the larger teens numbers, working out different ways to represent 14 and 15 using lots of different resources. We have been counting forwards and backwards and working hard to embed all our subitising skills. You can see some amazing maths in our photos!

We loved having fun in the snow!

A few reminders:

-please could all children bring their reading folders to school each day, we are hoping for some reading volunteers to come and do extra reading on different days.

-please ensure your child has a PE kit in school at all times, Friday is our PE day but we may want to use them at other times

With thanks

The EYFS team



Wonderful outdoor learning



Reception - Sunflower and Bellflower Classes

What have we been learning in Reception?



SO MUCH FUN IN THE SNOW!



PIC•COLLAGE



MARVELLOUS MATHS!



PIC•COLLAGE

Reception - Sunflower and Bellflower Classes

What have we been learning in Reception?



**WONDERFUL WORLD
BOOK DAY!**



Year 1—Lily and Tulip Classes

What have we been learning in Year 1?

What a busy few weeks we have had in Year 1. We are continuing to learn about big cats and where they live. We have learnt the seven continents and five oceans the children have really enjoyed singing the songs to help with learning. You could try these at home.

<https://www.youtube.com/watch?v=Q9t0hdCYLLM&t=51s>

<https://www.youtube.com/watch?v=xXUY8KP54u4>

We have been **artist** this week by practising our sketching skills when drawing a big cat. We have been learning how to shade and how pencil pressure can affect our sketches. Also, in Art we have been using oil pastels to design a healthy dinner for a tiger.

In **English** this week we have been writing our own story of 'The Tiger Who Came to Tea. The children have been very creative and imaginative with their stories using adjective and time connectives independently.

In **Maths** we have been comparing object by length. The children have been ordering objects and measuring objects with non-standard units. The children have been continuing this learning outside by ordering nature objects by length.



Thank you for your continued support

The Year 1 Team



Year 1—Lily and Tulip Classes

What have we been learning in Year 1?



Year 2 - Willow and Clover Classes

What have we been learning in Year 2?

This week we have had a great week!

In our lessons, we have been learning about:

English – In English we have been planning and writing our own stories based on Jack and the Beanstalk. There have been some amazing ideas and great imagination for both classes with some interesting characters, so please do ask the children about their own stories! We have been focusing on using possessive apostrophes and using exclamation sentences in our work, so any practice of these home would really help.

Maths – We have been learning about measuring length and height using centimetres and metres. We have been using rulers and metre sticks to estimate and measure the height of different things within school. It would be really helpful if you could ask the children to estimate some heights or ask which unit of measure they would use as we focused particularly on this in class.

Science – We have set up an experiment to look at whether the size of seed affects the speed at which it germinates. Feel free to ask the children about germination, as they may surprise you with what they know! We planted pumpkin, runner bean, strawberry and tomato seeds in class and are eagerly awaiting the results.

Forest School – We made some seed bombs this week in Forest school ready to plant in our school grounds to grow some wild flowers, which will hopefully attract more wildlife to our school field. Again we used this opportunity to talk about what plants need to survive and the best conditions to support germination.

The Year 2 Team :)



Year 2 - Willow and Clover Classes

What have we been learning in Year 2?





We observed where the grass grows. We saw different types of grass.



Year 2 - Willow and Clover Classes

What have we been learning in Year 2?



Aim: To measure in m.



Year 3—Honeysuckle and Rose Classes

What have we been learning in Year 3?

What a busy few weeks we have had in year 3! We were super excited that our magnets have arrived and have had some really fun science lessons this week.

In our **English** lessons we have continued looking at our story 'Taking flight'. We were all really surprised when the cart from the story arrived in our school! In one of our English lessons we climbed into the cart and travelled around lots of different worlds. Our ideas and descriptions were so imaginative, Miss Deakin and Ms Jenkins can't wait to read our adventure stories.

In **Maths**, yet again we have impressed our teachers with our knowledge. We were fantastic with our column subtraction, it was very tricky but we all persevered and have now come to the end of this work. Next week we will start on multiplication and division.

Geography—we had a fantastic trip out around Tadpole last week as a year group. We all took our clipboards with us and made tally charts of all the physical and human features we could spot along our route. There were lots of interesting sights along the way, however, the most exciting part of the day was we had our breaktime at the park. It was so much fun playing on the park equipment and in the leaves.

We have been investigators in **science** over the last few weeks, exploring a range of magnets which has been fantastic fun. We created top trump cards, finding our strongest magnets, we were so shocked at the number of paperclips a horseshoe magnet could hold. Another shock hen we experimented with magnetic materials, was that not all coins were magnetic!

Next week is Science Week and we can not wait for our trip to Great Western Academy for our very own science lesson in their facilities.



Our local Walk

Year 3—Honeysuckle and Rose Classes

What have we been learning in Year 3?

Bikeability—Life Skill

We would love a few more children to sign up for Bikeability—the numbers are being sent off on Monday 13th March, so please sign your child up if they would like to join in (the office has spare forms)



Neurodiversity Parent 101:

What reasonable adjustments can a school provide for a child with ADHD

Adjustments need to be tailored to the specific needs of the child. While the following are some examples, this needs to be child centred. Some children with ADHD also may have other challenges with writing or spelling for example which may also need to be considered.

Reasonable adjustments for children and young people with ADHD

- Classroom positioning – some children will benefit being placed near the teacher so they can prompt them if they lose focus. Some children are less distracted if they are placed away from the main pathway of 'traffic' in the classroom.
- Some children finding sitting still for a long period harder to do – allowing your child to be able to move can be helpful. Some children find a 'wobble cushion' helpful.
- Assistance by school staff with organisation and planning.
- Use of timers and alarms to help with time management.
- Extra time in assignments or examinations.
- A separate room in exams so the young person can stand/stretch can be helpful. Allowing movement breaks during an exam or lesson can aid focus and attention.
- Some young people find cutting out or listening to some music aids concentration – being allowed to wear headphones when focusing on work can be helpful.
- Some young people find sitting in a study carrel or booth is less distracting when trying to focus on a piece of work.
- Use of technology to aid organisation and time management.
- A reduction in the volume of homework/assignment.
- Providing a sample of homework or an assignment can help the young person see what is expected.
- Breaking down tasks into steps.
- Provision of fidget toys, allow use of a doodle pad.
- Provision of notes so they can be annotated.

At National Online Safety, we believe in empowering parents, carers and trusted adults with the information to hold an informed conversation about online safety with their children, should they feel it is needed. This guide focuses on one of many devices which we believe trusted adults should be aware of. Please visit www.nationalonlinesafety.com for further guides, hints and tips for adults.

What Parents & Carers Need to Know about iPADS

Apple debuted the first iPad in 2010, kickstarting the tablet market, and it remains the best-selling tablet to this day. Although Apple doesn't offer a child-specific version, iPads are hugely popular with youngsters due to their ease of use and endless choice of apps. There's a selection of models, with different-sized screens and distinct features – including the standard iPad; the iPad Air; the iPad Pro; and the iPad mini. Thankfully, they all offer parental controls so you can regulate how your child uses the device ... and how long they spend on it.

WHAT ARE THE RISKS?

PHYSICAL DAMAGE

While some tablets (such as the Amazon Fire Kids editions) come with rugged shock-proof cases, iPads aren't built for rough and tumble. They're also more expensive than most other tablets, and any damage your child's iPad suffers could be costly to repair. Buying a child-friendly case and screen protector for the device could be a wise move, especially if it's being used by younger ones.

SCREEN ADDICTION

Like most digital devices, tablets have the potential to become quite addictive. You might find your child spending too long staring at their iPad, which could lead to irritability, mood swings and a loss of interest in more important tasks. If this happens, be sure to visit the built-in screen time settings and ensure you limit how long they're able to spend on the device each day.

INAPPROPRIATE CONTENT

18
CENSORED

Even if it would never occur to your child to go searching online for age-inappropriate sites, apps or information, there's always a possibility that something unexpected – perhaps a video that auto-plays or content incorrectly suggested by an algorithm – could appear on their tablet and upset them. You can help prevent this by adjusting the content settings (see our 'top tips' section below).

SIRI SUGGESTIONS

The parental controls built into iOS (the fundamental operating system of Apple devices) enable you to block access to most age-inappropriate content – but your child could potentially still bypass these restrictions (either accidentally or deliberately) by using Siri, Apple's voice-activated digital assistant. To avoid this, toggle the 'Ask Siri' functions to 'off' in the iPad's settings menu.

Advice for Parents & Carers

ENABLE FAMILY SHARING

Before letting little ones loose on an iPad, it's a good idea to set up Family Sharing, as this lets you utilise the parental controls to manage exactly how your child is able to use the device. You can do this fairly easily by going into the iPad's settings; once there, you'll be able to add an existing Apple account (if your child already has one) or set one up from scratch.

APPLY SOME LIMITS

The 'Downtime' function allows you to tell the iPad to lock itself at certain periods (at mealtimes or before bed, for instance), while 'App Limits' removes access to certain apps once they've been used for a specified length of time each day. The iPad can display a reminder when these limits have nearly been reached, letting your child mentally prepare for the end of their gaming or viewing time.

STOP ACCIDENTAL SPENDING

To empower your child with an increased sense of freedom on their device (without giving yourself something else to worry about in the process) you could enable the iPad's 'Ask to Buy' feature. Whenever your child tries to download or buy an app, game or product, the iPad sends you a request to approve (or deny!) it. This option only becomes available if you've set up Family Sharing.

SET CONTENT AND PRIVACY RESTRICTIONS

The parental controls can stop the iPad from displaying explicit or age-inappropriate content (in apps like iTunes and Safari, for instance) when your child is signed into their account. You'll also be able to restrict the capacity to download and install apps, and you can specify permissions which prevent children from changing the iPad's privacy settings once you've selected them.

TRACK IT DOWN

Just like the iPhone, Apple's iPads have 'Find My' software to help you locate your child's iPad – or indeed, any linked Apple devices that have gone AWOL, including phones, watches and AirPods. If you enable 'Find My' in the settings menu, it will display the last known location of an iPad that's been mislaid, as well as giving you the option to lock a missing iPad that you suspect has been stolen.

Meet Our Expert

Carly Page is an experienced technology journalist with a track record of more than 10 years in the industry. Previously the editor of tech tabloid *The Inquirer*, Carly is now a freelance technology journalist, editor and consultant.



[@natonlinesafety](https://twitter.com/natonlinesafety)

[/NationalOnlineSafety](https://facebook.com/NationalOnlineSafety)

[@nationalonlinesafety](https://instagram.com/nationalonlinesafety)

[@national_online_safety](https://tiktok.com/@national_online_safety)

Users of this guide do so at their own discretion. No liability is entered into. Current as of the date of release: 08.03.2023