



Executive Headteacher: Mrs J Fraser

William Morris Primary School
William Morris Way
Tadpole Garden Village
Swindon
Wiltshire
SN25 2PP

Date: 6th October 2023

Newsletter

Dear Parents and Carers,

We have had another busy fortnight with another school trip taking place. This time it was Year 1's turn to visit Westonbirt to spend a great day outside learning in nature.

The Year 3 classes have also been busy with their Macmillan coffee morning and afternoon which they hosted brilliantly. Thank you to everyone who attended and helped us raise important funds. A total of **£668.43** was raised!



MACMILLAN
CANCER SUPPORT

We look forward to seeing you next week on Tuesday for the Parent Consultation Meetings where you can discuss your child's progress with their teacher.

Have a lovely weekend,

Mrs Fraser, Headteacher

Term Dates

Please note that this year the Blue Kite Academy Trust's term dates are different to the Swindon Borough Council's school calendar. We have a TD Day planned for the 20th October therefore the children's last day of term will be on Thursday 19th October. All our term dates can be found on our school website.

Class Reps

Thank you to the new class reps and those from last year who have agreed to attend meetings again this year. Your time and efforts are really appreciated. We are still looking for representatives for the Reception classes and Honeysuckle Class. If you would like to be a Class Rep please contact our school office.

Reception	Year 1	Year 2	Year 3	Year 4
	Michelle Cuthbert	Rebecca Davies	Sunita Cousins	Dawn Evans
	Irena	Silvia Galvao		Danielle Fouhy
	Skopalikova			Oana Berendei

Date: 6th October 2023

Newsletter

Parent Support Advisor Sessions

The Lighthouse Team from the BKAT will be offering 1-1 drop in sessions for parents on the first Thursday of every month at our school. These will run from 8:45—9:45am. Please contact the school office if you want to attend the next upcoming sessions.



Pantomime

Thank you to the PTA for organising this year's pantomime performance of Treasure Island for children across the school to enjoy during the afternoon on the 1st December.



Flu Vaccine

A consent link will be sent out soon for the flu vaccine which will be taking place on the 17th October. Please complete the consent form once it has been sent if you wish for your child to be given the vaccine.

School Community Survey

We want to get to know you better!

We would love to hear about festivals and celebration which you might celebrate at home, so we can celebrate and learn more about our wider school community.

We would love to be able to invite parents in to share their knowledge with our children.

Please take a few minutes to fill in our questionnaire.

https://forms.office.com/Pages/ResponsePage.aspx?id=nNVAK_swWkOuvH_B1NgnbH7r5dmi-QtCoPWxvDp-FIUMDUwS0xEOFG3Qzc4TFg3NTM5S0I2SDc5RSQIQCN0PWcu

Thank you for your support—Ms Karn (PSHE and RE Lead)



Gold Book

Well done to all of the children who were in the Gold Book this week and last week — we are very proud of you and your achievements!





Parents and Friends of William Morris Newsletter

This week's news...

October 2023

We would like to thank everyone for their contributions to the Summer school disco...

The children had an amazing time and it also allowed us to pay for the piano for KS2 children to take lessons in school!

THANK YOU



REMINDER

**AGM PTA MEETING
THIS TUESDAY
10TH OCTOBER
IN THE SCHOOL HALL**

Upcoming PTA Events



October 8th - TGV Market stall

October 10th PTA AGM meeting

October 19th - Pre-loved uniform sale at open house

November 9th - Wear yellow or green for Wiltshire Air Ambulance

November 9th - Bags2School

December (date TBC) - Christmas Market stall

December 13th - Christmas grotto

December 13th - Glamorose cake van (Christmas theme)

IF YOU WOULD LIKE TO JOIN OUR TEAM DON'T HESITATE TO CONTACT US TO HELP IN ANY WAY YOU CAN!



**YOU CAN EMAIL US:
PTA.AT.WILLIAMMORRIS@GMAIL.COM**

**IF YOU NEED UNIFORM
PLEASE SEE OUR
ATTACHED POSTER
WITH ALL THE DETAILS!**



As always, thank you so much for your support. All proceeds from our events go straight back to the school to provide equipment and resources.

PRE-LOVED UNIFORM FOR SALE!



ITEMS INCLUDE:

GREY ITEMS: SHORTS, TROUSERS, SKIRTS, PINAFORES

BLUE ITEMS: CARDIGANS, JUMPERS, FLEECES

OTHER ITEMS: BOOK BAGS, PE PUMPS

EMAIL US YOUR REQUESTS AND WE'LL BAG THEM UP
FOR YOU TO BE COLLECTED FROM THE SCHOOL OFFICE
(PTA.AT.WILLIAMMORRIS@GMAIL.COM)

WE ONLY ASK FOR A SMALL DONATION OF 50P PER
GREY ITEM AND £1 PER BLUE ITEM.



Registered charity no. 1203063

SIZES 2-9 YEARS

William Morris Primary
SCHOOL

**SWINDON
MUSIC
CO-OPERATIVE
LTD**

**1-1 INSTRUMENTAL MUSIC
LESSONS AT SCHOOL**

PIANO, VOICE, GUITAR

For more information on instrumental lessons please
contact us on 01793 781973 or email
info@swindonmusiccoop.co.uk



www.swindonmusiccoop.co.uk





Executive Headteacher: Mrs J Fraser

William Morris Primary School
William Morris Way
Tadpole Garden Village
Swindon
Wiltshire
SN25 2PP

School Diary

October

Sun 8th PTA TGV Market stall
10th Parents Consultation Evening 2-8pm
10th PTA AGM meeting
10th Individual and sibling school photos
17th Flu jabs
Thurs 19th Last day of term—OPEN HOUSE
& Fab Finish Y2
Fri 20th TD Day—School closed to pupils
Mon 23rd Half term—school closed for week
Mon 30th First day back—term 2

November

9th Non-uniform for Wiltshire Air Ambulance
9th Bags2School
17th Children in need
23rd Governors meeting

December

1st Dec pm Panto performance for whole school
5th Dec 2pm YR nativity
6th Dec 2pm YN nativity
7th 9:30am nativity
8th Christmas jumper day
8th 2pm Open House
11th 2pm KS2 Carol Concert
12th 2pm Y1&2 nativity
14th 9:30am Y1&2 nativity
15th Break up for Christmas

TD INSET Days 2023-24

- **Friday 20th October 2023**
- **Wednesday 3rd January 2024**
- **Friday 9th February 2024**
- **Monday 1st July 2024**

(1 more TD Day to be confirmed)

Please see 2023—2024 term dates on the school website. Please note that these are different to the SBC term dates.

[New dates in **red**]

Nursery—Daisy and Poppy Classes

What have we been learning in Nursery?



Last week we continued to talk about ourselves and where we live.

We have been focusing on turn taking during carpet sessions and using our listening ears whilst having lots of discussion about the homes that we live in. We then made some fantastic artwork of houses using paint, chalks, and junk modelling. Together we shared the story 'The Three Little Pigs' and thought carefully about what our houses are made of. We enjoyed reading the story together, talking about the characters and joining in with repeated refrains! In Maths sessions we focused on counting aloud through songs and rhymes, such as, 1,2,3,4,5 Once I Caught a Fish Alive! What a lot of fantastic singing we have heard this week.

Continuing with the theme of families, our focus story this week has been 'Owl Babies'. We used props to help us retell the story and began to make prediction about what we thought might happen next. In Maths this week we have been using the vocabulary 'big' and 'small; to describe, compare and sort objects.

As the weather has begun to change this week we have also been talking about autumn and had lots of fun exploring autumn objects in our classrooms and outdoor areas. Thank you to everyone who sent in autumn objects for us to use. We will be continuing to explore autumn next week so if you are out this weekend, please feel free to continue collecting!

Reminders:

- Please ensure your child has a warm, waterproof coat in school everyday and that it is clearly named.
- If you have not already done so, please send a pair of wellies into school this week so that the children can fully enjoy their outdoor classrooms.
- Please ensure your child has a set of spare clothes in school and a few pairs of socks/underwear.
- If your child is sent home in nursery spare clothes/underwear we ask that you wash and return it promptly.
- 30-hour afternoon snack needs to be fruit or vegetable only – grapes must be cut in half, (lengthways).

We hope you have a lovely weekend,

The Nursery Team :)

Nursery—Daisy and Poppy Classes

What have we been learning in Nursery?



Exploring
Autumn

PIC•COLLAGE

Nursery—Daisy and Poppy Classes

What have we been learning in Nursery?



Practising our
pouring skills
at snack time



PIC•COLLAGE



Autumn
activities



PIC•COLLAGE

Reception - Sunflower and Bellflower Classes

What have we been learning in Reception?

Sunflower and Bellflower class have had a wonderful fortnight, making the most of the dry days and getting outside in our waterproofs when it's raining!



We have started our **phonics** Little Wandle Letters and Sounds lessons and these are going really well. The children are picking up the new phonemes and we hope they are teaching you them at home! Several people have asked for a link to buy the flashcards for you to use at home, there is no pressure to buy them but if you would like to; this is the set:


https://www.amazon.co.uk/Little-Wandle-Phonics-Flashcards-Reception/dp/000856373X/ref=sr_1_1?crid=2TP0YD8SSXWLG&keywords=little+wandle+flashcards&qid=1696575900&s=books&sprefix=little+wandle+flashcards%2Cstripbooks%2C61&sr=1-1

Maths sessions has been working on number frames with numbers to 5, the children love the big number frames that they can fit into! You can see them sitting on the carpet inside the frame and working out how many children there are and how many spaces there are!

Thank you for your support with reading at home, the children are loving visiting the library and choosing books based on their own interests.

Please could you not send large toys keyrings on your child's book bag, they do not fit in our drawers and cause distress if they get lost. A small flat keyring is fine, thanks

We look forward to seeing you for parents meetings next Tuesday 10th October.



*Amazing learning
in class!*



PIC•COLLAGE

Reception - Sunflower and Bellflower Classes

What have we been learning in Reception?



Super collaboration in the sand



PIC•COLLAGE



Independent colour mixing!



PIC•COLLAGE



Wonderful working together outside



PIC•COLLAGE



Maths and phonics in lots of ways!



PIC•COLLAGE

Year 1 - Lily and Tulip Classes

What have we been learning in Year 1?

We have been super busy this past 2 weeks with our learning. We had a great time on our first Year 1 trip to Westonbirt. The children were very excited to explore the woodland environment and search for minibeast. They loved collecting different natural objects which we brought back to school continuing our learning in Science and Art.



In **Science** we have been looking at plant parts and have been planting bulbs and seeds in our enchanted garden. We have also been looking at woodland animals and their habitats. In **Art** we have been creating pieces of artwork using natural materials and autumnal colours.

In **English** this week we have innovated our 'Little Red Riding Hood' story to create a new character and a new setting. The children have come up with some wonderful imaginative ideas to create their own story.

In **Maths** this week we have been counting forwards and backwards from a given number using a hundred square. We have also been finding the number that is more. Try practicing your numbers at home.

Reminders

- Reading books are changed every **Thursday** please ensure these are always in their book bags.
- Parents Evening is Tuesday 10th October please ensure you have signed up for an appointment
- We are collecting toilet roll tubes for an art project. Please bring in when you can.
- Open House is Thursday 19th October

We look forward to seeing you next week at parents evening

Thank you for your continued support

Year 1 Team :)

Year 1 - Lily and Tulip Classes

What have we been learning in Year 1?



Year 2 - Clover and Willow Classes

What have we been learning in Year 2?



Year 2 have continued to enjoy their Muck, Mess and Mixtures topic and have been trying incredibly hard with their learning.

In our lessons, we have been learning about:

English – We have been writing instructions on how to make more disgusting meals such as daddy long legs pie, spider pie and nettle pie! We continued to focus on the skills needed for instruction writing—capital letters, full stops, phonics to spell, bullet points, time connectives [eg. first, next, then, finally] and imperative verbs [eg. slice, place, sprinkle, leave]). In the last few weeks of term, we will be focussing on poetry by creating some acrostic poems.

Maths – Recently, we have been adding and subtracting 10 using 2-digit numbers to finish our unit about place value. Then we moved on to identifying and describing 2D shapes such as pentagons, hexagons and octagons. This week, we have started to look at the properties of 3D shapes by looking at their different properties (vertices, edges and faces). We even made our very own 3D shapes which you can see in the pictures below.

Science – We have continued learning about the properties of everyday materials and have been using a range of adjectives to describe different materials (eg. hard, soft, rough, smooth, transparent, smooth, waterproof, absorbent). We have also begun practising our enquiry skills to test scientific questions such as ‘Which bag is best to use in the rain?’.

Art / DT – Using marbling inks created amazing patterns and we are excited for parents to have a go at these at our Fab Finish event before half term. In **DT**, we have been learning about the origins of food and how we can create a healthy, balanced meal by including the right amount of foods from different food groups. We have also used clay to make our very own thumb pots.

Thank you for all of the reading that is happening at home so far this term. We really appreciate the support and can see how additional practice at home is having a positive impact on the children’s progress.

The Year 2 Team :)



Year 2 - Clover and Willow Classes

What have we been learning in Year 2?



Handwriting practice!



PIC•COLLAGE



PIC•COLLAGE



Team building in PE: using our communication skills to direct our blindfolded partner!



PIC•COLLAGE

Year 2 - Clover and Willow Classes

What have we been learning in Year 2?



Aim: To make clay pots.



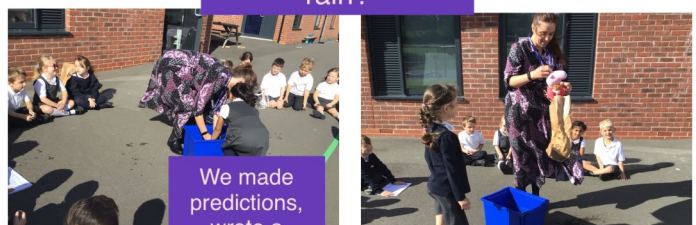
We squashed, bent, twisted and stretched our clay.



PIC•COLLAGE



Which bag is the best to use in the rain?



We made predictions, wrote a method and recorded our results.



PIC•COLLAGE

Year 3 - Honeysuckle and Rose Classes

What have we been learning in Year 3?

Year 3 have had a very impressive couple of weeks.

Thank you to everyone who supported us with our Macmillan Coffee Morning, bringing in cakes and attending the day. The children made us extremely proud with their politeness, energy and eagerness to host a fantastic event whilst raising as much money for charity as possible. Additionally, a special thank you to Arabella, who wanted to sell her own fabric purses to raise even more money for the event, she made us very proud by raising £152.50 by herself.

Behind the scenes, the children in Year 3 took on their roles and responsibilities very seriously, preparing invites, posters, games and cakes for the event! In total, we made a whopping £668.43 for Macmillan! Well done!

In **English**, we have started looking at instructions and the different features they include. We will continue to learn the skills needed to write our own set of instructions such as imperative verbs, subheadings and prepositions. As it was National Poetry day yesterday, we have also focussed on analysing different poems in our guided reading sessions. We found some of the poems very funny and enjoyed using different poem structures to write our own. Our favourite poem to write was a repeated poem about excuses – we have some very funny excuses as to why we couldn't complete our work!

In **Maths**, we have continued to secure our place value knowledge. We have looked at counting forwards and backwards in 10 and 100. We know that when we add or subtract 100 to any number, we never change the tens and ones, always change the hundreds and sometimes even the thousands!

Our exciting **topic** lessons have continued as we have studied what life was like in the Stone Age, Bronze Age and Iron Age. We have explored the different jobs people had in prehistory, such as farming, and why neighbouring tensions started due to land.

We also enjoyed carrying out a **science** experiment this week! We investigated which food had the most fat in as we continue to learn about animal nutrition and the skeletal system.

Happy national smile day and have a wonderful weekend!

Miss Deakin and Miss Jenkins



Year 3 - Honeysuckle and Rose Classes

What have we been learning in Year 3?



Year 4 - Apple and Blackberry Classes

What have we been learning in Year 4?



We've been working hard on **writing** our own warning tales over the past two weeks and now have moved on to character description. We have been looking at the Gruffalo and up-leveling the description of this fictional creature. This is part of a writing project we will be contributing to for The Blue Kite Trust.

In **Maths**, we have been learning to round to the nearest ten with two-, three- and four-digit numbers, which has been tricky, but we've been focusing on learning the rule of '5 or more round up, 4 or less, round down'. The children have shown great resilience and are doing really well!

In **Geography** we have been looking at Roman Towns and roads and using mapping tools to find the distance between them. We also used a city map of Rome to locate famous attractions and plan a tour route of the city.

In **History** we looked at the day in the life of a Roman child focusing on school, entertainment, clothing, religion, food and houses. We have also been learning about famous gladiators, their different styles and training regimes. This week we also began designing and creating our own Roman shields. We are looking forward to decorating them next week.

Spelling and times table interventions will begin taking place next week, so some of the children may come home and tell you about activities they have been completing with our year group teaching assistants. In the meantime, please can you continue to engage with Times table Rockstars and reading regularly at home. We have also now given out Purple Mash log ins so you should now be able to access the learning platform from home.

Just a few reminders for this term:


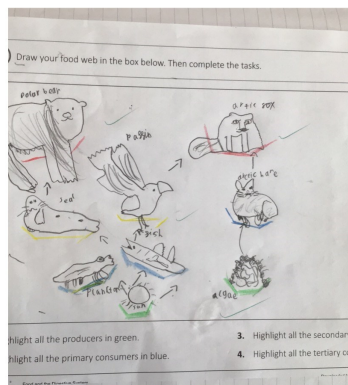

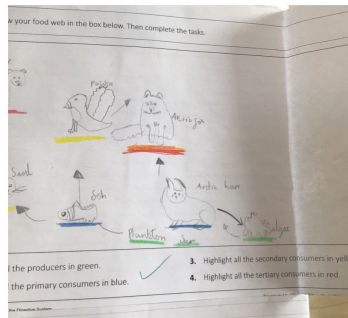
- Our PE days are Tuesday and Thursday for Apple class and Thursday and Friday for Blackberry class. PE kits can be kept in school for the duration of term.
- Both Apple and Blackberry class will dismiss from Blackberry classroom onto the playground
- Reading records should be in school every day so we can count reads towards the bookmark challenge

Thank you for all of your continued support with your children's learning,

Year 4 Team

Year 4 - Apple and Blackberry Classes

What have we been learning in Year 4?



What Parents & Carers Need to Know about SHARING PHOTOS ONLINE

WHAT ARE THE RISKS?

School is often a time chock-full of milestones for your child, and you may well be eager to share their accomplishments with the world. In today's digital age, sharing images of such precious moments on social media is commonplace, and – while that's a lovely thing to do – it does come with some risks attached. Our guide can help parents and carers to consider the potential dangers and make informed choices about safely sharing photos of their children online.

INVASIONS OF PRIVACY

Even with the right settings in place, absolutely nothing online is 100% private. Anyone who can view your photos could take screenshots and potentially share them elsewhere. Privacy settings are still important, though, so it's always wise to ensure your social media accounts have them set up; just bear in mind that you can't completely control what happens to anything once it's gone online.

REVEALING PERSONAL DETAILS

Small details in photos can often reveal personal information. Backgrounds can give clues to where you live, for example, while school logos on uniforms, sports kits, or bags could help someone identify which school your child attends. With interactive maps and reverse image searches commonplace online, information like this could easily be misused by an individual with malicious intentions.

MISUSE OF IMAGES

Once something's been shared online, it's almost impossible to get it deleted. Photos can show up in search engine results and be downloaded, manipulated, and shared without consent. There's the potential for someone's images to be used for advertising purposes (which in many cases, isn't illegal) or even more inappropriate reasons, such as cyber-bullying or serious forms of exploitation.

ONLINE GROOMING

Pictures that convey details about your child's interests, activities, or daily routines could arm an online predator with the kind of information they can deploy to gain a child's trust. They might use this knowledge to pretend to be the same age as the child or to have a shared hobby. Essentially, the more a predator knows about a young person, the easier it is for them to invent some 'common ground'.

PRESSURE TO PLEASE

When their parents or carers share notable moments and accomplishments in a child's life on social media, some children may begin to feel an expectation to *always* meet certain standards, to achieve things, or to behave in ways that are "worth sharing". Knowing that other people (even friends and family) can see these posts on social media might also add to the pressure they're feeling internally.

IMPACT ON DIGITAL FOOTPRINT

Every photo of a child posted online contributes to their digital footprint. Young people's lives have never been so closely and publicly documented as they are now, and this permanent online presence could affect a child's future opportunities or the choices they make as they grow up – in addition to influencing how they see themselves and, consequently, their emotional wellbeing.

Advice for Parents & Carers

REVIEW SETTINGS REGULARLY

Make sure your social media's secure in terms of who can view your content or see your location (only family and trusted friends, for example). Privacy settings aren't totally foolproof, but they do make it tougher for strangers to access your pics. Reviewing your settings regularly is also a good starting point for conversations with your child about managing their own social accounts when they're older.

CHECK YOUR PHOTOS

Photos of your child shouldn't provide any clues to where they live or go to school: even a house number, street name, or car number plate could be a giveaway. Cover up or blur out school logos, too. If you *really* want to share a particular pic, you could post a watermarked or low-res version, which can help to discourage misuse as those images are less appealing to download or reproduce.

CONSIDER OTHER CHILDREN

When taking a group photo, make sure you get parents' or carers' permission to share it on social media. There may be an important safeguarding reason for them not wanting their child's photo posted publicly online, or it might simply not tally with their personal beliefs or cultural background. A quick conversation in advance, just to make sure, is usually hugely appreciated.

THINK AHEAD

Try to consider the longer-term implications of what you post. Would you be happy with that photo being online in 10 years' time? Would your child still be OK with the image when they're older? Once your child is mature enough, you could ask for their consent before posting; it respects their privacy, fosters trust and understanding, and helps them to start thinking about their own online life.

Meet Our Expert

Gabriella Russo is a safeguarding consultant with more than 30 years' experience working with children, families, and adults in education, local authority, and mental health settings, both in the UK and internationally. She has developed online safety training for local authorities and foster care agencies across Britain and is the online safety expert for FosterWiki.



NOS National Online Safety®
#WakeUpWednesday



@natonlinesafety



/NationalOnlineSafety



@nationalonlinesafety



@national_online_safety

Users of this guide do so at their own discretion. No liability is entered into. Current as of the date of release: 30.08.2023

What are executive functioning skills?

Some people find planning and managing their time and possessions harder to do. Some people call this executive functioning skills. This is an umbrella of skills vital for future independence. It is a set of purposeful, goal directed, and problem solving behaviours.

These

- Involve planning or decision making
- Involve error correction or troubleshooting
- Include situations where responses are not well-rehearsed or contain novel sequences of actions
- Are harder to manage in dangerous or technically difficult situations
- Are situations that require the overcoming of a strong habitual response or resisting temptation

How do challenges present?

- ❖ Poor time concepts- not being time aware
- ❖ Impulsive actions – thinking in the moment
- ❖ Hyper-focusing on other tasks and finding it harder to switch tasks
- ❖ Difficulties forward planning
- ❖ Difficulties dividing tasks into parts
- ❖ Difficulties remembering to remember what needs to be done until too late
- ❖ Difficulties deciding on priorities
- ❖ Not placing things in a regular place so spending a lot of time looking for items
- ❖ Not using a diary system or external prompts as reminders
- ❖ Not being sure what 'tidy' looks like
- ❖ Not learning from past mistakes
- ❖ Some children may have other ADHD or DCD/Dyspraxia traits that may need to be considered

